

1. It will help us to analyse the results of the survey if we know which area you live in. Please enter the first part of your postcode e.g. IP12 in the box below.

	Response Count
	211
answered question	211
skipped question	1

2. Please tell us about the things you value most about the River Deben. There are some suggestions below, or you can add to the list and comment in the box below the answers. Please tick one box in each row.

	very important	quite important	not important	indifferent	Response Count
landscape	90.2% (185)	10.2% (21)	0.0% (0)	0.0% (0)	205
wildlife	68.0% (134)	28.9% (57)	2.0% (4)	1.5% (3)	197
birds	71.2% (141)	24.7% (49)	2.5% (5)	1.5% (3)	198
tranquility	83.6% (163)	13.8% (27)	2.6% (5)	0.0% (0)	195
a place to enjoy land-based leisure activity (see Q3)	46.8% (89)	42.1% (80)	11.1% (21)	0.5% (1)	190
a place to enjoy water-based leisure activity (see Q4)	75.9% (148)	15.9% (31)	4.6% (9)	3.6% (7)	195
a place to live	44.4% (84)	25.4% (48)	24.3% (46)	6.3% (12)	189
a place to work	13.1% (22)	22.6% (38)	50.6% (85)	14.3% (24)	168
Other (please specify)					45
answered question					206
skipped question					6

3. Do you use the banks of the River Deben for leisure activities? Please tick one box in each row.

	often	sometimes	never	Response Count
recreational walking	61.3% (117)	35.6% (68)	3.1% (6)	191
jogging/running	6.2% (11)	12.9% (23)	80.9% (144)	178
birdwatching	27.8% (52)	42.8% (80)	29.4% (55)	187
dog-walking	23.2% (42)	17.1% (31)	59.7% (108)	181
photography	15.6% (29)	66.1% (123)	18.3% (34)	186
painting	2.8% (5)	7.8% (14)	89.4% (161)	180
wildfowling (in season)	1.7% (3)	5.6% (10)	92.8% (167)	180
beach visits	32.2% (58)	53.9% (97)	13.9% (25)	180






Other (please specify) 31

answered question	193
skipped question	19








4. Do you use the River Deben for water-based leisure activities? This question assumes that the activities may be seasonal. Please tick one box in each row.

	often	sometimes	never	Response Count
swimming	8.4% (15)	41.6% (74)	50.0% (89)	178
rowing	11.8% (20)	35.9% (61)	52.4% (89)	170
canoeing	5.8% (10)	18.0% (31)	76.2% (131)	172
dinghy sailing	37.3% (66)	27.7% (49)	35.0% (62)	177
cruiser sailing	31.4% (55)	36.0% (63)	32.6% (57)	175
motor boating	8.6% (15)	19.0% (33)	72.4% (126)	174
waterskiing	4.6% (8)	2.3% (4)	93.1% (161)	173
jet-skiing	0.0% (0)	1.2% (2)	98.8% (168)	170
windsurfing	0.6% (1)	7.6% (13)	91.8% (157)	171
fishing	1.8% (3)	25.3% (43)	72.9% (124)	170
Other (please specify)				14
answered question				188
skipped question				24

5. If you have ticked any of the boxes under Q3 or Q4 please tell us how often you use the river or river banks for some form of leisure activity. Please tick one box

		Response Percent	Response Count
most days		15.8%	30
at least once a week		54.7%	104
at least once a month		21.6%	41
at least 4 times a year		4.2%	8
less than 4 times a year		3.7%	7
answered question			190
skipped question			22

6. Do you work in a business that relates directly to the river? Please tick yes or no. If yes please tick a second box to indicate what sort of business you are in, or comment in the box below.

		Response Percent	Response Count
no		90.4%	169
yes		7.5%	14
boatyard		3.7%	7
other boat related business		3.7%	7
fishing		1.1%	2
farming		1.1%	2
leisure - including catering		2.1%	4
Other (please specify)			11
answered question			187
skipped question			25

7. Tell us about how you usually get to the river. Please tick one box.

		Response Percent	Response Count
walking - under 15 minutes from where you live or work	<input checked="" type="checkbox"/>	30.1%	56
walking - over 15 minutes from where you live	<input type="checkbox"/>	5.4%	10
bike - under 15 minutes	<input type="checkbox"/>	3.8%	7
car - under 15 minutes	<input checked="" type="checkbox"/>	30.1%	56
car - under 30 minutes	<input type="checkbox"/>	14.5%	27
car - over 30 minutes	<input type="checkbox"/>	12.9%	24
public transport	<input type="checkbox"/>	0.5%	1
boat	<input type="checkbox"/>	2.7%	5
Other (please specify)			30
answered question			186
skipped question			26

8. Changes to the landscape of the River Deben. Tell us which of the issues listed below matter most to you. Please tick one box in each row and comment or add any additional points in the box below.

	very important	quite important	not important	indifferent	Response Count
maintenance of wildlife habitat close to the river	70.3% (130)	26.5% (49)	2.2% (4)	1.1% (2)	185
preservation or reinstatement of salt-marsh areas	57.8% (107)	35.1% (65)	4.3% (8)	2.7% (5)	185
maintenance of the river walls	63.6% (117)	31.5% (58)	3.3% (6)	1.6% (3)	184
maintenance of the navigable channel	69.4% (129)	24.7% (46)	5.4% (10)	0.5% (1)	186
number of moorings	36.1% (65)	41.1% (74)	19.4% (35)	3.3% (6)	180
enforcement of bye laws governing speed restrictions on the river	70.7% (130)	22.8% (42)	6.0% (11)	0.5% (1)	184
water quality	68.6% (127)	29.2% (54)	1.6% (3)	0.5% (1)	185
maintenance of public rights of way along the river banks	69.9% (128)	27.3% (50)	2.2% (4)	0.5% (1)	183
access to public rights of way	70.2% (127)	26.5% (48)	2.8% (5)	0.6% (1)	181
enforcement of bylaws governing public rights of way	64.5% (118)	29.5% (54)	4.9% (9)	1.1% (2)	183
housing development in the immediate area of the river	65.7% (117)	18.0% (32)	13.5% (24)	2.8% (5)	178
commercial development in the immediate area of the river	61.5% (110)	23.5% (42)	12.8% (23)	2.2% (4)	179
housing or commercial development within the wider area	50.3% (89)	31.1% (55)	15.3% (27)	3.4% (6)	177

Other (please specify)

41

answered question

187

skipped question

25



9. Tell us what you think about arrangements for access to the river? Please tick one box in each row and add any comments in the box below.

	I am happy with things as they are	I would like to see changes - please add comments in the box below	Response Count
Information boards and signs	89.6% (164)	10.4% (19)	183
Accessibility of footpaths	87.8% (158)	12.2% (22)	180
Access to slipways	88.8% (158)	11.2% (20)	178
		Other (please specify)	70
answered question			185
skipped question			27

10. Please tell us what you think about any changes to the river and its banks that you have noticed. What do you like or not like?

	Response Count
	93
answered question	93
skipped question	119

11. Please tell us your name and provide a contact telephone number if you would like to enter the free prize draw.

		Response Percent	Response Count
Name:		100.0%	114
Telephone number:		97.4%	111
answered question			114
skipped question			98